



BATTERY SAFETY INFORMATION

Read and abide by **WARNING** notice below for your safety.

اقرأ أشرار البطاريات أدناه والأمان لتزويدك بحفظها على سريالها.
 Прочитайте и соблюдайте приведенное ниже предупреждение для вашей безопасности.
 安全のため、下記の警告事項をよく読み、それに口ってください。
 Lea y respete el siguiente aviso de advertencia para su seguridad.

WARNING: LI-ION CELLS HAVE INHERENT RISKS IF MISUSED OR MISHANDLED. CELL CAN EXPLODE CAUSING SEVERE BURN INJURY, FATALITY, AND PROPERTY DAMAGE.

READ BELOW THOROUGHLY.

CELL = BATTERY

- **KEEP OUT OF REACH** of minors (at least 18 yrs of age) AND pets.
- **DO NOT PUT IN FIRE**, oven, microwave, or expose to anything over 100°C (212°F).
- **DO NOT CARRY** or store **OUTSIDE** of its protective packaging or a **PROTECTIVE CELL CASE**.
- **DO NOT PUT CELL IN POCKET**, bag, purse, or on your body (applicable at all times). Pockets contain KEYS, COINS, OBJECTS, and/or DEBRIS that can short-circuit a cell (battery) causing it to explode. The cell NEEDS TO BE STORED in its protective packaging or a protective case at all times when not in use.
- **DO NOT PUT A DEVICE WITH CELL(S) INSTALLED IN IT IN YOUR POCKET OR ON YOUR BODY.** A device can malfunction and/or be affected by debris or object(s) in the pocket that can short-circuit cell causing it to explode. Do not carry a device in pocket or on your body.
- **DO NOT USE IN A DEVICE THAT CAN EXCEED MAX CELL WATTAGE (W) OR AMPERAGE (A)** (listed on each cell and packaging). Doing so can overload cell(s) causing it to explode.
- **DO NOT USE LOWER RESISTANCE (Ω) &** (listed on each cell and retail packaging).
- **DO NOT USE CELL WITH DAMAGE TO ITS STRUCTURE OR OUTER PROTECTIVE LABEL** (also called "WRAP", "sleeve", "skin"). Damage may include: dent(s), tear(s), nick(s), puncture(s), corrosion, or any other abnormalities or undisclosed damage(s).
- **DO NOT LEAVE UNATTENDED WHILE CHARGING & REMOVE CELL(S) ONCE FULLY CHARGED** to ensure it is not exposed to any potential charger malfunction such as overcharging.
- **DO NOT CHARGE ABOVE MAX CHARGE VOLTAGE (V) (typically 4.2V) OR DISCHARGE BELOW MAX VOLTAGE CUT-OFF (V) (typically 2.5V).** Doing so can damage cell and explode.
- **DO NOT MIX WITH USED OR DIFFERENT TYPE OF CELL(S).** Differences in capacity can lead to one or more cells to be overcharged / over-discharged and cause it to explode.
- **IF USING A MULTI-CELL DEVICE,** the device **MUST HAVE A NON-CONDUCTIVE BARRIER (typically plastic) OR FITMENT THAT PREVENTS CELL(S) FROM TOUCHING THE SIDE(S) OF ONE ANOTHER OR ANY ADJACENT METAL.** Otherwise, cell(s) can be short-circuited and explode.
- **ALWAYS** charge, connect, and operate cells within their capabilities as listed on cell and packaging, while adhering to the device's user manual.
- **COMPLETELY READ** and follow the **WARNING** (⚠) listed on cell, packaging, and on the product detail pages of www.Hohm.Tech.
- **VISIT** www.Hohm.Tech for greater detail on safety and technical information.
- **SEARCH** www.YouTube.com for "18650 EXPLOSIONS" to understand the importance of consistently taking safety precautions and using Li-Ion cells properly. Hohm Tech advocates recycling and replacing any damaged Li-Ion cell.

CELL = BATTERY



DO NOT PUT DEVICE OR CELL IN POCKET OR CARRY ON YOUR BODY
 (APPLICABLE AT ALL TIMES)
 A DEVICE MALFUNCTION, AS WELL AS KEYS, COINS, OBJECTS, and/or DEBRIS CAN SHORT-CIRCUIT A CELL CAUSING IT TO LEAK, GET HOT, OR EXPLODE.

KEEP YOUR LABEL 100% INTACT

BEFORE EACH USE, INSPECT FOR DAMAGE
 (nicks, tears, puncture, dents, etc.)

VISUALLY

Just a tiny nick damages cell, making it possible to short-circuit.
DO NOT USE

and **BY TOUCH** TO SEE/FEEL FOR ANY DAMAGE

FEEL ALL OVER EACH CELL FOR ANY SIGN OF DAMAGE NOT DETECTED VISUALLY

GOOD CELL
 This cell's label (wrap) is fully intact with no sign of nicks/tears or punctures. If it is the correct size & meets the amp or watt rating of device, it is ready to use.
READY TO USE

BAD CELL
 This cell's label (wrap) is compromised and considered a damaged cell. This cell should be recycled and replaced immediately.
DO NOT USE

HOHM TECH HΩ



a **BIG** step for safety

HOHM.TECH



TO ENSURE CONSUMER SAFETY AND AWARENESS, EVERY LI-ION USER NEEDS TO READ BROCHURE'S CELL **WARNING** NOTICE ON THE LEFT SIDE PANEL



THE ONLY LI-ION CYLINDER CELLS IN THE WORLD THAT HAS IMPLEMENTED OHM'S LAW CALCULATION WITH ELECTRONIC CHIPSET EFFICIENCY FACTOR

- CRITICALLY IMPORTANT TO ACHIEVE OUR HIGHEST STANDARDS -
 CONSISTENCY | SAFETY | PERFORMANCE | AMPERAGE | CAPACITY | RELIABILITY | SIMPLICITY



READ WARNING NOTICE ON OPPOSITE SIDE OF PAGE AND ON CELL (BATTERY) TO ENSURE YOUR SAFETY

Every Hohm Tech Int'l cell model has been tested and certified by UN38.3, EN62133, IEC62133 2nd Edition, PSE, and UL1642 accredited laboratories and testing facilities assigned by regulatory bodies to achieve industry critical certifications, while repeatedly earning and gaining the trust of consumers.

We do not cut corners. We deliver what we promise... chart topping performance, capacity, consistency, and safety.

Model:	WORK²	ALONE	LIFE⁴	DEPOT	MEGA	SHERLOCK²	RUN	RUN^{XL}	GROWN²
Size Class:	18650	18650	18650	18650	18650	20700	21700	21700	26650
Chemistry Class:	QSP ¹ Li-NMC	QSP ¹ Li-NMC	QSP ¹ Li-NMC	DSP ^{1A} Li-NMC	DSP ^{1A} Li-NMC	Li-CoO ₂ C	QSP ¹ Li-NMC	QSP ¹ Li-NMC	Li-NMC
Capacity (mAh) / Wh:	2547 / 9.17	3309 / 11.91	3015 / 10.85	3005 / 10.81	2505 / 9.01	3116 / 11.52	3023 / 10.88	4007 / 14.42	4244 / 15.27
Energy Density (Wh/kg) / Wh/l:	193.1 / 554.4	247 / 720.1	217.4 / 655.9	221 / 653.5	193.3 / 544.7	188.5 / 523.8	152.2 / 448.7	192.5 / 594.7	169.8 / 442.4
Nominal Voltage (V):	3.6V	3.6V	3.6V	3.6V	3.6V	3.7V	3.6V	3.6V	3.6V
Max Charge Voltage (V):	4.2V	4.2V	4.2V	4.2V	4.2V	4.25V	4.2V	4.2V	4.2V
Max Voltage Cut-Off (V):	2.5V	2.5V	2.5V	2.5V	2.5V	2.5V	2.5V	2.5V	2.5V
Continuous Discharge Rate (A) ² :	25.3A ²	15.3A ²	22.1A ²	16.8A ²	22.0A ²	30.7A ²	39.1A ²	30.3A ²	30.3A ²
Max Discharge Rate to 80°C (A) ² :	35.8A ³	19.6A ³	31.5A ³	22.5A ³	29.5A ³	41.3A ³	49.5A ³	38.6A ³	41.1A ³
Fast Charge Rate Limit (A):	3.82A	4.14A	4.43A	3.60A	4.14A	4.67A	5.29A	6.01A	5.30A
Resistance (Ohm - Ω) Limitation ⁴ :	0.14Ω ⁴	0.23Ω ⁴	0.16Ω ⁴	0.21Ω ⁴	0.16Ω ⁴	0.12Ω ⁴	0.09Ω ⁴	0.12Ω ⁴	0.12Ω ⁴
Rec. Wattage (Single Cell) ⁵ :	73W ⁵	44W ⁵	63W ⁵	48W ⁵	63W ⁵	88W ⁵	112W ⁵	87W ⁵	88W ⁵
Max Wattage (Single Cell) ⁶ :	104W ⁶	56W ⁶	85W ⁶	65W ⁶	85W ⁶	118W ⁶	142W ⁶	111W ⁶	118W ⁶

Hohm Tech Int'l cells are stress tested for measured:

- A: Density Loss Ratio
- B: Cycle Life Retention
- C: Thermal Image Distribution
- D: Pulse Voltage Drop Limitation
- E: Resistance Retentivity PrePost
- G: Chemistry Integrity @ 0°C Range

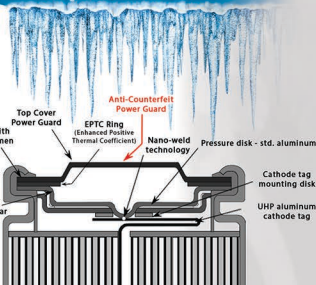
OHM'S LAW CALCULATED
 NEW & INEXPERIENCED USERS ARE INSTANTLY AS SMART AS THE KNOWLEDGABLE USERS

WATTAGE OUTPUT CAPABILITIES
 Ohm's Law calculated with 89.9-90.2% real-world device efficiency variable⁷

KEEPIN' IT COOL
 with accurate limitations of wattage

Wattage Output (CDR - BEST)¹
 for Regulated/Electronic Devices

MAX Wattage Output⁶
 for Regulated/Electronic Devices



AMPERAGE OUTPUT CAPABILITIES

Continuous Discharge Rate²
 Non-stop power! Run 'til done!

MAX Discharge Rate³
 Cut-off limit @ 80°C (176°F) or 3.2V

Bottom Value is Resistance (Ω)⁴
 that achieves non-stop CDR power!



- > An emphasis on safety while achieving top performance <
- > Tired of rewraps? So are we! HT has proprietary markings <
- > World's first QSP¹ Li-NMC with >7k Hz NiMn bonding stage <
- > Made from Globally Sourced Raw Materials & Compounds <
- > ATD (applicable-to-device) capabilities directly on labeling <

cell = battery; amperage = discharge
 1 QSP: Quad Stripping Process of raw compounds. 1A DSP: Dual Stripping Process of raw compounds. 2 CDR: Continuous Discharge Rate. This value is the highest amperage that runs non-stop and stays within temperature tolerances without intervention. 3 MAX Discharge Rate: REQUIRES to be CUT-OFF (disconnected) from providing power if/when cell reaches 80°C (176°F) or 3.2V (whichever occurs first). This amperage (A) limit is the maximum value within cycle-life and degradation tolerances. 4 Resistance (ohm - Ω) that achieves CDR output per cell/battery when direct connection to battery is established. In multi cell/battery devices, if configured in series, multiply cell/battery ohm value listed on cell/battery, by # of cells/batteries used in device for correct resistance (ohm - Ω) limit. If configured in parallel, divide cell/battery ohm value listed on cell/battery, by # of cells/batteries used to obtain correct resistance (ohm) limit. 5 Recommended wattage output limit per individual cell/battery (determined by CDR value, Ohm's Law, and a median 89.9-90.2% Electronic Chipset Efficiency). 6 MAX safe wattage output per cell/battery that is calculated with 80°C (176°F) and/or 3.2V cut-off factor. This MAX wattage output value requires to be disconnected or discontinued from power if it reaches 80°C (176°F) or 3.2V (whichever occurs first). 7 Real-World device efficiency is defined as the electrical components within a device that manage power output. Devices vary in their respective efficiency.

value(s) after battery model name is part of the product name, and not inclusive of this reference directory.
 # value(s) before/in/after chemistry property formula as found in academic chemistry resources (applicable to Li-CoO₂).

READ WARNING NOTICE FOR YOUR SAFETY